

# Youth Ambassador Guide

## Apply

Fill in the application form available on our website



## Get Selected


You'll be selected directly on the basis of the Program Knowledge OR You'll receive a call from us regarding your confirmation

## Internship Steps

1st Month

### Promotions


- Complete online surveys within the first 7 days.
- Promote the program online- via social media.
- Register individuals by collecting the fee of Rs. 450/-
- Register minimum 25 participants.
- Registered participants will get access to the online content with 48hrs via email.







2nd Month

### Coordination

- Coordination with the participants to start with the activity and to prepare for the exam.
- Once they complete the Activity and Course, they can take the exam by submitting the exam fee of Rs.150/- & get the certificate immediately.
- Activity and examination has to be completed within 60 days of registration.



## BENEFITS

-  Letter of Internship
-  Internship Certificate as a Youth Ambassador
-  **FREE** Social Law Course
-  Stipend (22% per registration)

For queries email us at [social.law@intcee.org](mailto:social.law@intcee.org) or calls us on **022 5064 7676**

Please check the FAQ's for complete details